


# Sundance Spas 880 Maxxus™

## Specifications

<b>Dimensions:</b> .....	90" x 110" x 41.5" (229 cm x 279.4 cm x 105.41 cm)
<b>Seating Capacity:</b> .....	6 Adults
<b>Dry Weight:</b> .....	1,117 lbs (507 kg)
<b>Filled Weight (Spa Volume):</b> .....	6,563 lbs (2,977 kg)
<b>Filled Weight (Average Fill):</b> .....	5,478 lbs (2,485 kg)
<b>Water Capacity (Spa Volume):</b> .....	653 US Gal (2,472 Liters)
<b>Water Capacity (Average Fill):</b> .....	523 US Gal (1,979 Liters)
<b>Controls:</b> .....	880 iTouch Interface LCD Control, Displays Temperature, Time, Cycles and Jet/Air System Control. Offers Customizing of Filtration Cycles, Lighting, Water Temperature Setting and other features
<b>Water Delivery:</b> .....	3 TheraMax High-Flow Pumps and 8-Hour Dynamic Flow Circulation System
<b>Pump 1:</b> .....	North America (60 Hz): 1-Speed/2.5 HP Continuous, 11.3A Max., 56 Frame <b>Export (50 Hz): 1-Speed/2.0 HP Continuous, 7A Max.</b>
<b>Pump 2:</b> .....	North America (60 Hz): 1-Speed/2.5 HP Continuous, 11.3A Max., 56 Frame <b>Export (50 Hz): 1-Speed/2.0 HP Continuous, 7A Max.</b>
<b>Pump 3:</b> .....	North America (60 Hz): 1-Speed/2.5 HP Continuous, 11.3A Max., 56 Frame <b>Export (50 Hz): 1-Speed/2.0 HP Continuous, 7A Max.</b>
<b>Pump 4:</b> .....	High-Output Dynamic Flow, 8-Hour Filter/Circulation Pump (35 gpm) Programmable for Daily Start Time and Duration
<b>Total Hydrojets:</b> .....	<b>65</b>
<b>Seat A Jets:</b> .....	2 Fluidix Intelli-Jet, 2 Fluidix Nex, 2 Pulsator, 8 Focus-Relief®, 3 Vortex
<b>Seat B Jets:</b> .....	12 Fluidix-ST, 2 Fluidix Nex, 2 Pulsator, 4 Accu-Pressure, 1 Whirlpool (sidewall)
<b>Seat C Jets:</b> .....	6 Fluidix Reflex, 2 Fluidix Nex, 2 Pulsator, 2 Accu-Pressure
<b>Seat D Jets:</b> .....	4 Vortex, 2 Fluidix Nex, 1 Whirlpool (sidewall)
<b>Footwell Jets (E):</b> .....	8 Accu-Pressure
<b>Air Blower:</b> .....	High-efficiency, 1-Speed
<b>Aromatherapy Delivery:</b> .....	6 Silent Air® Injector Jets with Quiet High Speed Air Pump
<b>Air Controls/Massage Selectors:</b> .....	8/2 (Standard air control with LED lights and massage selector with LED lights)
<b>Filter:</b> .....	MicroClean® Ultra Filtration System, 130 ft² (2 interlocking cartridge filters)
<b>Water Treatment:</b> .....	Automatic Brominator and Dynamic Flow Circulation System; Factory installed CLEARARRAY® Water Purification System
<b>Lighting:</b> .....	Multicolored Sunglow LED Lighting System (2 Waterfall, 2 Footwell, 8 Air controls, 2 Massage Selectors, 2 Backlit handrails, and optional [factory installed] Exterior lights)
<b>Skirt Cabinet (SunStrong®):</b> .....	Available in Coastal, Mahogany, Autumn Walnut and White Oak
<b>Shell Colors:</b> .....	Platinum, Celestite (Gypsum), Sahara, Copper Sand, Monaco, Midnight, Porcelain
<b>Handrails:</b> .....	Two High Quality Stainless Steel with backlit LED lighting
<b>ComfortTone Headrests:</b> .....	Four, 1-Piece Gray
<b>Heater:</b> .....	Low Flow 5.5 kW With Titanium Element <b>Export (50 Hz): Low Flow 5.5 kW with Titanium Element</b>
<b>Electrical Requirements:</b> .....	North America (60 Hz): 240 VAC@50A or 60A; <b>Export (50 Hz): 230-240 VAC@1x40A, 2x25A, 1x25A/1x32A (see manual for more configurations); or Suitable Rated Circuit Breaker To Comply With Local Electrical Regulations. Certain Countries May Require 2 Power Inputs; Two GFCI/RCD Breakers are Required For This Configuration.</b>
<b>Limited Warranty*:</b> .....	North America (60 Hz): 10 Years Shell, 7 Years Shell Surface, 5 Years Plumbing Component Leaks, 5 Years Equipment and Controls, 5 Years Cabinet, 5 Years Jets, 2 Years Lights, 1 Year Stereo <b>Export (50 Hz): 10 Years Shell, 7 Years Shell Surface, 5 Years Plumbing Component Leaks, 5 Years Equipment and Controls, 5 Years Cabinet, 5 Years Jets, 2 Years Lights, 2 Years Stereo</b>
<b>Waterfall Feature:</b> .....	Adjustable Flow Rate; Colored Lighting
<b>Audio System (Optional):</b> .....	Factory Installed BLUEWAVE® 2.0 Wireless Spa Stereo System with Auxiliary 3.5 mm headphone jack connection, Bluetooth® compatible, 4 premium speakers and a powered subwoofer
<b>Special Features:</b> .....	MicroClean® Plus Versatile Filter Lid, <b>Optional</b> Filter Lid Pillow seat, <b>Optional</b> (Factory Installed) SmartTub™ Module - North American only

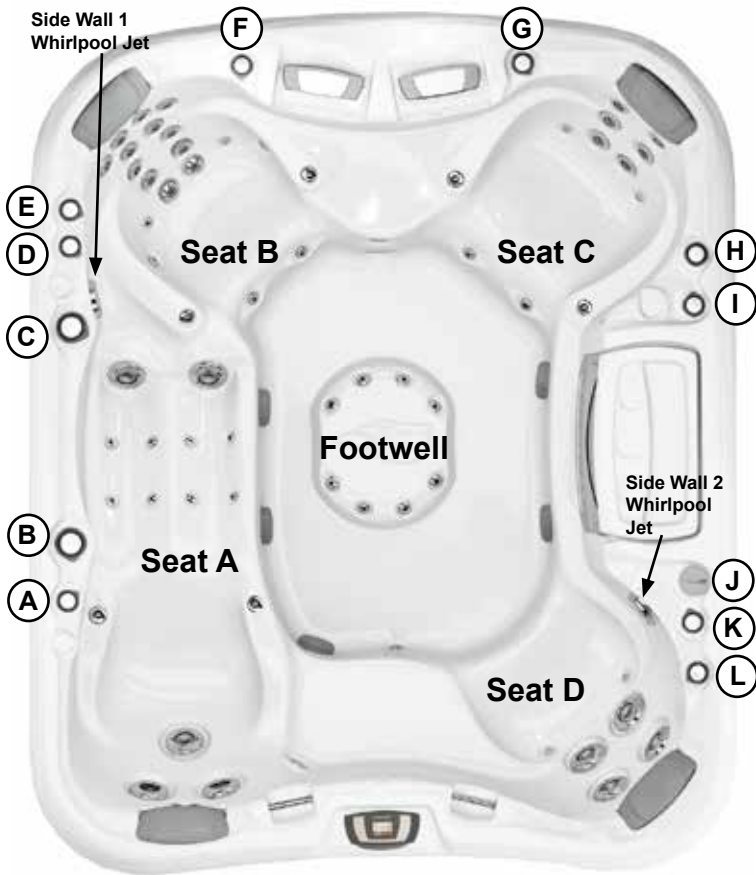


\*(See Warranty Document for Specific Details)

Dimensions/Specifications Subject To Change Without Notice


# Sundance Spas 880 Maxxus

## Operation/Seat Depths



- (A)** Air Control - Activates Seat A Jets (2 Fluidix Intelli-Jet, 2 Fluidix Nex, 2 Pulsators, 3 Vortex)
- (B)** Massage Selector [Pump 2] - Adjusts Massage Level Between Seat A Jets and Seat D Jets
- (C)** Massage Selector [Pump 3] - Adjusts Massage Level Between the Seat B Jets + both Wrist Jets and Lower 4 Accu-Pressure Jets + both Side Wall Whirlpool Jets
- (D)** Air Control - Activates Mid Seat B Jets (6 Fluidix-ST, 2 Pulsators)
- (E)** Air Control - Activates Upper Seat B Jets (2 Fluidix Nex, 6 Fluidix-ST)
- (F)** Air Control - Activates Lower Seat B Jets (4 Accu-Pressure) and Side Wall 1 Whirlpool Jet
- (G)** Air Control - Activates Center Footwell Jets (8 Accu-Pressure)
- (H)** Waterfall Selector [8-Hour Circ. Pump] - Controls Waterfall Output
- (I)** Air Control - Activates Seat C Jets (2 Fluidix Nex, 2 Pulsators, 6 Fluidix Reflex, 2 Accu-Pressure)
- (J)** SunScents Dispenser
- (K)** Air Control - Activates Side Wall 2 Whirlpool Jet in Seat D
- (L)** Air Control - Activates Seat D Jets (4 Vortex, 2 Fluidix Nex)

### 65 Total Jets



- Jets Pump 1: Seat C Jets and Footwell Jets are always on when this pump is running
- Focus-Relief Jets: Work with both the blower and Jets Pump 2. The blower introduces air to the jet and the Jets Pump forces water through.


Spa Operation Subject To Change Without Notice

## SEAT DEPTHS

**A = 26.00" (66.04 cm)**  
**B = 27.00" (68.58 cm)**  
**C = 20.00" (50.80 cm)**  
**D = 25.50" (64.77 cm)**

**E = 26.00" (66.04 cm)**  
**F = 21.00" (53.34 cm)**  
**G = 35.00" (88.90 cm)**

Listed dimensions represent distance from top of acrylic to lowest point in seat. **Tolerance ± 0.5" (1.27 cm).**

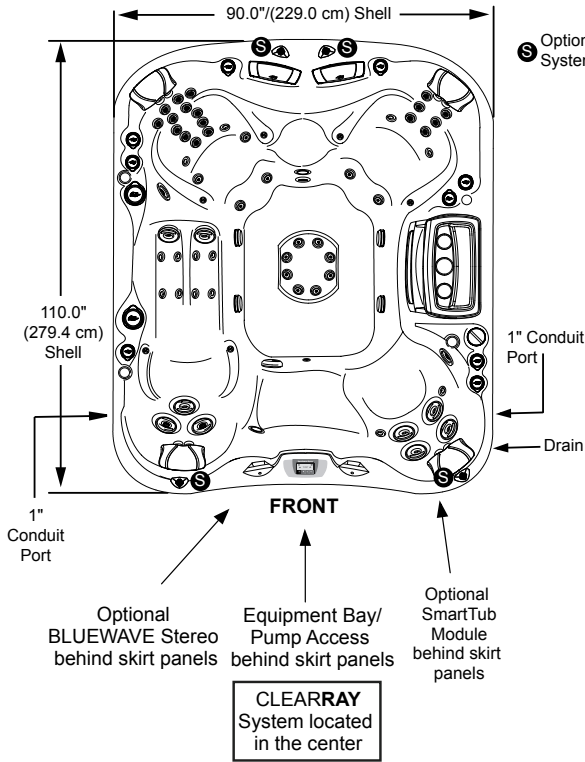


Dimensions/Specifications Subject To Change Without Notice

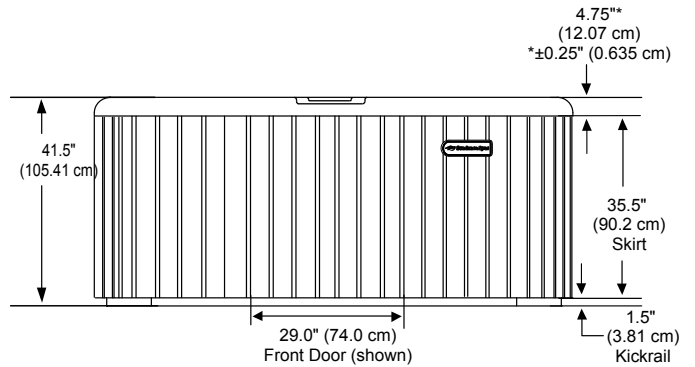
# Sundance Spas 880 Maxxus

## Portable Dimensions

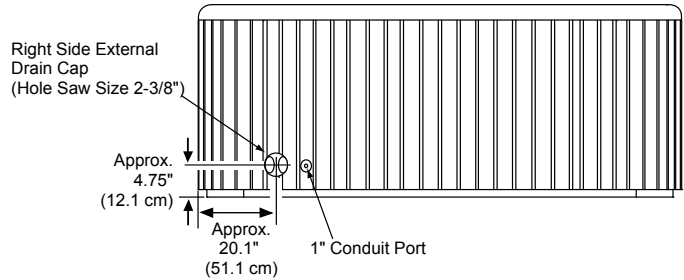
**TOP VIEW**



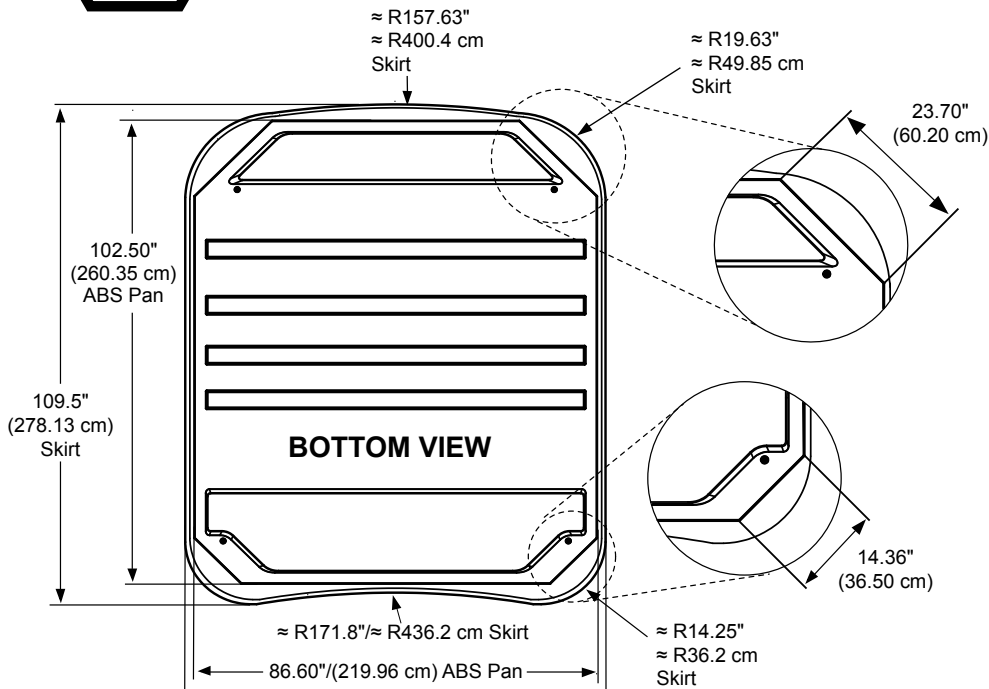
**FRONT/BACK VIEW**  
Tolerance:  $\pm 0.5"$  (1.27 cm)



**RIGHT SIDE VIEW**  
Tolerance:  $\pm 0.5"$  (1.27 cm)



**IMPORTANT! Always measure each hot tub for exact dimensions BEFORE designing its foundational support and/or decking.**



Dimensions/Specifications Subject To Change Without Notice

Denne modellen kan kobles med 1-fas 230V C-sikring (treg) og 3-fas (400 volt TN-nett - se egne linjer)

**880-serien:**

<b>Maxxus</b>	For å få mest glede av badet anbefaler vi høyeste mulige kurs.			
	<b>Type varmeelement</b>	<b>Alternativ tilkobling</b>	<b>Funksjon</b>	<b>Kretskortinnstillinger</b>
Maxxus	5,5kW	3-fas (400 volt TN-nett) 25 amp	Varmeelementet, 3 massasjepumper og luftpumpen kan driftes samtidig.	Se brukermanual.
Maxxus	5,5 kW	25 + 32 amp	Varmeelementet, 3 massasjepumper og luftpumpen kan driftes samtidig.	Se brukermanual.
Maxxus	5,5kW	25 + 25 amp	Varmeelementet og 3 massasjepumper kan driftes samtidig. Eventuelt varmeelementet, 2 massasjepumper og luftpumpen.	Se brukermanual.
Maxxus	5,5 kW	40 amp	Varmeelement og 1 massasjepumpe driftes samtidig. Eventuelt alle pumper.	Se brukermanual.
Maxxus	5,5 kW	32 amp	Varmeelementet slår seg av når massasjepumpene eller luftpumpen startes. 3 massasjepumper og luftpumpen kan driftes samtidig.	Se brukermanual.