


Sundance Spas 980 Odessa™

Specifications




Dimensions:	89" x 89" x 34" (226 cm x 226 cm x 86.4 cm)
Seating Capacity:	6-7 Adults
Dry Weight:	813 lbs (369 kg)
Filled Weight (Spa Volume):	4,658 lbs (2,113 kg)
Filled Weight (Average Fill):	3,657 lbs (1,659 kg)
Water Capacity (Spa Volume):	461 US Gal (1,745 Liters)
Water Capacity (Average Fill):	341 US Gal (1,291 Liters)
Controls:	980 iTouch™ Glass Interface LCD Control, Displays Temperature, Time, Cycles and Jet/Air System Control. Offers Customizing of Filtration Cycles, Lighting, Water Temperature Setting and other features
Water Delivery:	2 TheraMax High-Flow Pumps and 8-Hour Dynamic Flow Circulation System
Pump 1:	North America (60 Hz): 1-Speed/2.5 HP Continuous, 11.3A Max., 56 Frame Export (50 Hz): 1-Speed/2.0 HP Continuous, 7A Max.
Pump 2:	North America (60 Hz): 1-Speed/2.5 HP Continuous, 11.3A Max., 56 Frame Export (50 Hz): 1-Speed/2.0 HP Continuous, 7A Max.
Pump 3:	High-Output Dynamic Flow, 8-Hour Filter/Circulation Pump (35 gpm) Programmable for Daily Start Time and Duration
Total Hydrojets:	37
Seat A Jets:	2 Fluidix Nex, 4 Fluidix Reflex
Seat B Jets:	2 Fluidix Reflex
Seat C Jets:	2 Fluidix Nex, 12 Fluidix-ST, 2 Pulsator, 2 Accu-Pressure
Seat D Jets:	1 Vortex
Seat E Jets:	1 Vortex, 2 Fluidix Intelli-Jet
Seat F Jets:	1 Vortex
Seat G Jets:	2 Fluidix Nex, 2 Vortex
Footwell Jets (H):	2 Vortex
Air Blower:	High-efficiency, 1-Speed
Aromatherapy Delivery:	10 Silent Air® Injector Jets with Quiet High Speed Air Pump
Air Controls/Massage Selectors:	4/2
Filter:	MicroClean® Ultra Filtration System, 130 ft² (2 interlocking cartridge filters)
Water Treatment:	Automatic Brominator and Dynamic Flow Circulation System; Factory installed CLEARRAY® Water Purification System
Water Treatment (Optional):	Factory installed CLEARRAY PRO ₃ TECT
Lighting:	Multicolored LED Lighting System (1 Waterfall, 1 Footwell), Exterior Corner Lights, Seat Accent Lights
Synthetic Cabinet:	Available in Coastal, Mahogany
Shell Colors:	Platinum, Celestite (Gypsum), Sahara, Oyster (Opal), Copper Sand, Monaco, Midnight, Caribbean Surf, Sandstone, Porcelain Export: All North American Colors
Headrests:	4
Heater:	Low Flow 5.5 kW With Titanium Element Export (50 Hz): Low Flow 2.7 kW with Titanium Element
Electrical Requirements:	North America (60 Hz): 240 VAC@40A/50A or 60A; Export (50 Hz): 230-240 VAC@1x20A, 1x16A/1x20A, 3x16A (see manual for more configurations); or Suitable Rated Circuit Breaker To Comply With Local Electrical Regulations. Certain Countries May Require 2 Power Inputs; Two GFCI/RCD Breakers are Required For This Configuration.
Limited Warranty*:	North America (60 Hz): 10 Years Shell, 7 Years Shell Surface, 5 Years Plumbing Component Leaks, 5 Years Equipment and Controls, 5 Years Cabinet, 5 Years Jets, 2 Years Lights, 1 Year Stereo Export (50 Hz): 10 Years Shell, 7 Years Shell Surface, 5 Years Plumbing Component Leaks, 5 Years Equipment and Controls, 5 Years Cabinet, 5 Years Jets, 2 Years Lights, 2 Years Stereo
Waterfall Feature:	Adjustable Flow Rate; Colored Lighting
Audio System (Optional):	Factory Installed BLUEWAVE® 2.0 Wireless Spa Stereo System with Auxiliary 3.5 mm headphone jack connection, Bluetooth® compatible, 4 premium speakers and a powered subwoofer
Special Features:	Factory Installed SmartTub™ module (North American only)

*(See Warranty Document for Specific Details)

Dimensions/Specifications Subject To Change Without Notice

Sundance Spas 980 Odessa

Operation/Seat Depths



- (A)** Air Control - Activates Seat A Jets (2 Fluidix Nex, 4 Fluidix Reflex) and Seat B Jets (2 Fluidix Reflex)
- (B)** Massage Selector [Pump 2] - Adjusts Massage Level Between Seat A Jets + Seat B Jets and Seat C Jets
- (C)** Air Control - Activates Seat C Jets (2 Fluidix Nex, 12 Fluidix ST, 2 Pulsators, 2 Accu-Pressure)
- (D)** Waterfall Selector [8-Hour Circ. Pump] - Controls Waterfall Output
- (E)** Air Control - Activates Seat E Jets (1 Vortex, 2 Fluidix Intelli-Jet) and Seat D Jets (1 Vortex)
- (F)** Massage Selector [Pump 1] - Adjusts Massage Level Between the Seat E Jets and Seat G Jets
- (G)** Air Control - Activates Seat F (1 Vortex), Seat G (2 Fluidix Nex, 2 Vortex and Footwell Jets (2 Vortex)
- (H)** SunScents Dispenser

- Jets Pump 1: Seat D (1 Vortex), Seat F (1 Vortex) and Footwell Jets (2 Vortex) are always on when this pump is running
- Jets Pump 2: Seat C (2 Accu-Pressure Jets are always on when this pump is running

37 Total Jets



Spa Operation Subject To Change Without Notice

SEAT DEPTHS

- A = 28.13" (71.45 cm)**
- B = 21.00" (53.34 cm)**
- C = 26.50" (67.31 cm)**
- D = 20.75" (52.71 cm)**
- E = 24.50" (62.23 cm)**
- F = 20.25" (51.44 cm)**
- G = 21.88" (55.58 cm)**
- H = 17.13" (43.51 cm)**
- I = 29.13" (73.99 cm)**

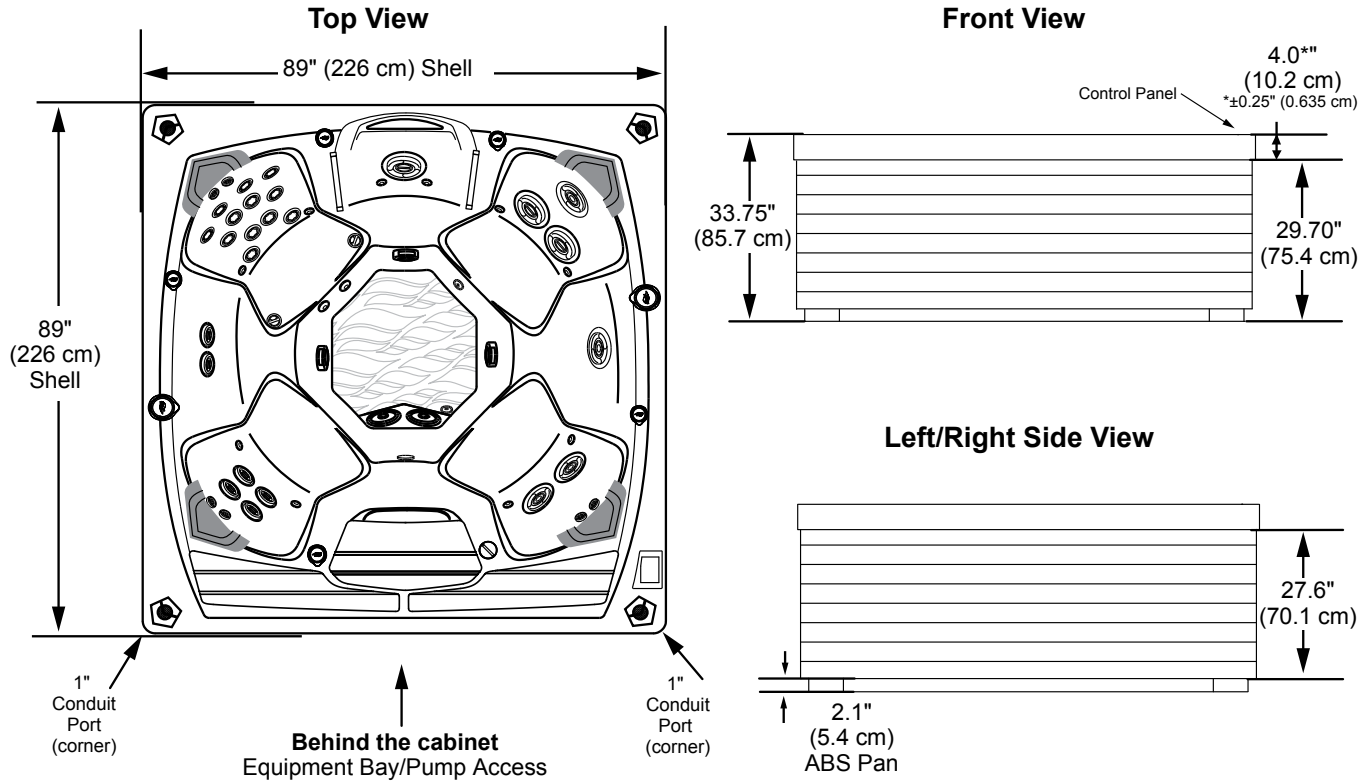
Listed dimensions represent distance from top of acrylic to lowest point in seat. **Tolerance ± 0.5" (1.27 cm).**



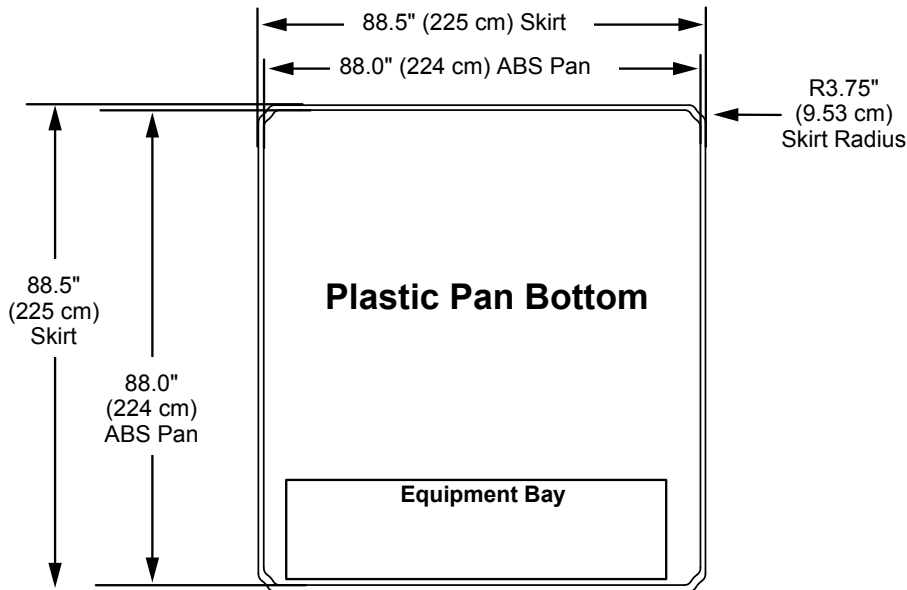
Dimensions/Specifications Subject To Change Without Notice

Sundance Spas 980 Odessa

Portable Dimensions



IMPORTANT! Always measure each hot tub for exact dimensions BEFORE designing its foundational support and/or decking.



Dimensions/specifications subject to change without notice. Tolerance: $\pm 0.5"$ (1.27 cm)

Dimensions/Specifications Subject To Change Without Notice

Denne modellen kan kobles med 1-fas 230V C-sikring (treg) og 3-fas (400 volt TN-nett - se egne linjer)

980-serien:

Odessa:	For å få mest mulig glede av badet anbefaler vi høyeste kurs for optimal drift.			
	Type varmeelement	Alternativ tilkobling	Funksjon	Kretskortinnstillinger
Odessa	5,5 kW	3-fas (400 volt TN-nett) 25 amp	Varmeelement og pumper kan brukes samtidig	Se brukermanual.
Odessa	5,5 kW	40 amp eller 20 + 25 amp	Varmeelement og pumper kan brukes samtidig	Se brukermanual.
Odessa	5,5 kW	25 amp	Alle pumper kan brukes samtidig. Varmeelementet slår seg automatisk av når pumpene startes.	Se brukermanual.
Odessa	2,7 kW	3-fas (400 volt TN-nett) 16 amp	Varmeelement og pumper kan brukes samtidig	Se brukermanual.
Odessa	2,7 kW	32 amp eller 16 + 20 amp	Varmeelement og pumper kan brukes samtidig	Se brukermanual.
Odessa	2,7 kW	20 amp	Alle pumper kan brukes samtidig. Varmeelementet slår seg automatisk av når pumpene startes.	Se brukermanual.