


Sundance Spas 780 Hamilton™

Specifications

Dimensions:	89" x 89" x 36" (226 cm x 226 cm x 91.44 cm)	
Seating Capacity:	5-6 Adults	
Dry Weight:	826 lbs (375 kg)	
Filled Weight (Spa Volume):	4,996 lbs (2,266 kg)	
Filled Weight (Average Fill):	4,104 lbs (1,861 kg)	
Water Capacity (Spa Volume):	500 US Gal. (1,893 Liters)	
Water Capacity (Average Fill):	393 US Gal. (1,488 Liters)	
Controls:	780 Series Solid-State Electronic Controls with LCD Readout Programmable Water Temperature, Filtration, and Heat Cycles	
Water Delivery:	2 High Flow Pumps	
Pump 1:	North America (60 Hz): 1-Speed/2.5 HP Continuous, 12.0A Max. Export (50 Hz): 1-Speed/2.0 HP Continuous, 8.0A Max.	
Pump 2:	North America (60 Hz): 1-Speed/2.5 HP Continuous, 11.0A Max. Export (50 Hz): 1-Speed/2.0 HP Continuous, 7.0A Max	
Pump 3:	8-Hour Filter/Circulation Pump; High Output Flow	
Total Hydrojets:	41	
Seat A Jets:	4 Vortex Mini, 2 Vortex III	
Seat B Jets:	2 SMT Fluidix	
Seat C Jets:	2 SMT Micro, 2 Vortex Mini, 6 SMT Fluidix, 6 Adjustable Accu-Pressure	
Seat D Jets:	2 Vortex III	
Seat E Jets:	9 Accu-Pressure, 4 SMT Micro	
Footwell Jet (F):	2 Vortex Mini	
Air Controls/Massage Selectors:	3/1 Standard air control with LED lights	
Filter:	MicroClean® I Filtration System with Floating Weir, 125 ft² combined filtration (1 pleated and 1 spun-bound cartridge)	
Water Treatment:	8-Hour Circulation Pump; Factory installed CLEARRAY® Water Purification System	
Lighting:	Standard Multi-Colored SunRay LED Light; 6 LED Pin lights; Indicator light; Air controls	
Synthetic Cabinet:	Available in Coastal, Mahogany, Autumn Walnut	
Shell Colors:	North America: Platinum, Celestite (Gypsum), Sahara, Oyster (Opal), Copper Sand, Monaco, Midnight, Caribbean Surf, Sandstone, Porcelain Export (50 Hz): All North America Colors	
Handrails:	N/A	
Headrests:	Three, 1-Piece Gray	
Heater:	North America (60 Hz): 5.5 kW, High Flow Export (50 Hz): High Flow, 2.7 kW	
Electrical Requirements:	North America (60 Hz): 240 VAC@40A, 50A, or 60A; Export (50 Hz): 230-240 VAC@1x20A, 1x16A/1x20A, or 3x16A (see manual for more configurations); or Suitably Rated Circuit Breaker to Comply with Local Electrical Regulations. Certain Countries May Require 2 Power Inputs; Two GFCI/RCD Breakers are Required for This Configuration.	
Limited Warranty*:	North America (60 Hz): 10 Years Shell, 7 Years Shell Surface, 5 Years for Plumbing Component Leaks, 5 Years Equipment and Controls, 5 Years Cabinet, 2 Years Jets, 2 Years Lights, 1 Year Stereo Export (50 Hz): 10 Years Shell, 7 Years Shell Surface, 5 Years Plumbing, 5 Years Equipment and Controls, 5 Years Cabinet, 2 Years Jets, 2 Years Lights, 2 Years Stereo	
Waterfall Feature:	On/Off Flow Rate; Colored Lighting	
Audio System (Optional):	Factory Installed BLUEWAVE® Spa Stereo System with Wireless Remote Control, Auxiliary 3.5 mm headphone jack connection and Bluetooth® compatible	
Special Features (Optional):	Factory Installed SmartTub™ module	

*(See Warranty Document for Specific Details)

Dimensions/Specifications Subject To Change Without Notice

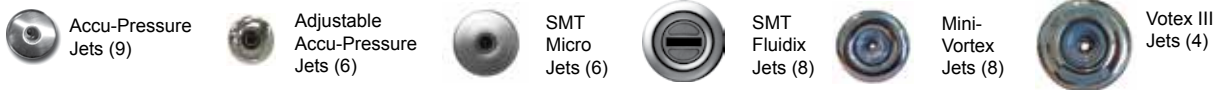
Sundance Spas 780 Hamilton

Operation/Seat Depths



- (A)** Air Control - Activates Seat A Jets (2 Vortex, 4 Vortex Mini) + Seat B Jet (2 SMT Fluidix) + Seat D (2 Vortex) + Footwell Jets (2 Vortex Mini)
 - (B)** Air Control - Activates Seat C Jets (2 SMT Mirco, 2 Vortex Mini, 6 SMT Fluidix, 6 Adjustable Accu-Pressure)
 - (C)** Massage Selector [Pump 1]- Adjusts Massage Level Between Seat C Jets and Seat E Jets
 - (D)** Air Control - Activates Seat E Jets (2 SMT Micro, 9 Accu-Pressure)
 - (E)** Waterfall Selector [8-Hour Circ. Pump] - Controls Waterfall Output
- Jets Pump 2: Seat A Jets + Seat B Jets + Seat D Jets + Footwell Jets are always on when this pump is running

41 Total Jets (Stainless Steel Escutcheons Standard)




Spa Operation Subject To Change Without Notice

SEAT DEPTHS

A = 27.25" (69.22 cm)
B = 20.50" (52.07 cm)
C = 25.50" (64.77 cm)
D = 22.75" (57.79 cm)

E = 27.25" (69.22 cm)
F = 18.25" (46.36 cm)
G = 32.50" (82.55 cm)

Listed dimensions represent distance from top of acrylic to lowest point in seat. **Tolerance ± 0.5" (1.27 cm).**

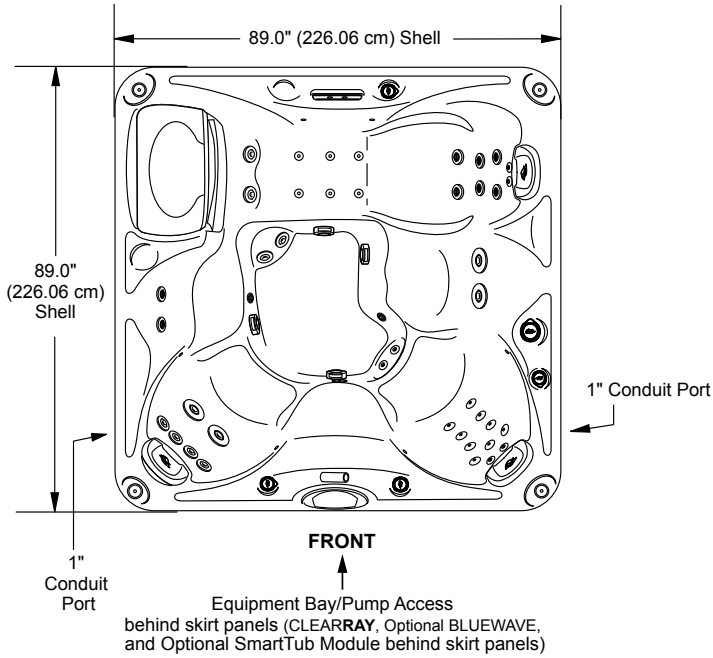


Dimensions/Specifications Subject To Change Without Notice

Sundance Spas 780 Hamilton

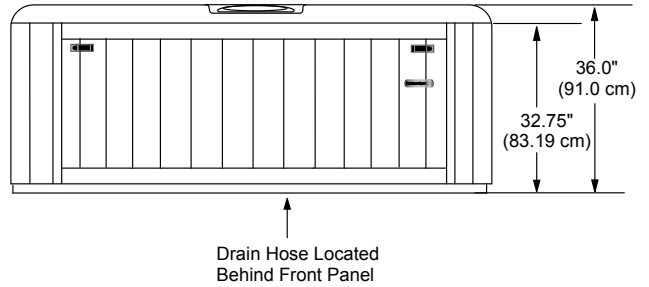
Portable Dimensions

TOP VIEW



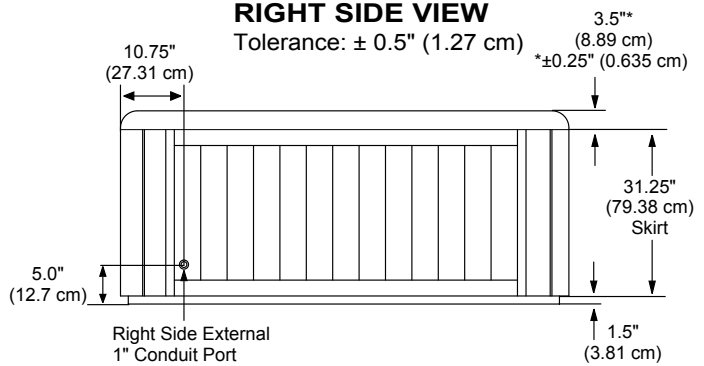
FRONT/BACK SIDE VIEW

Tolerance: $\pm 0.5"$ (1.27 cm)

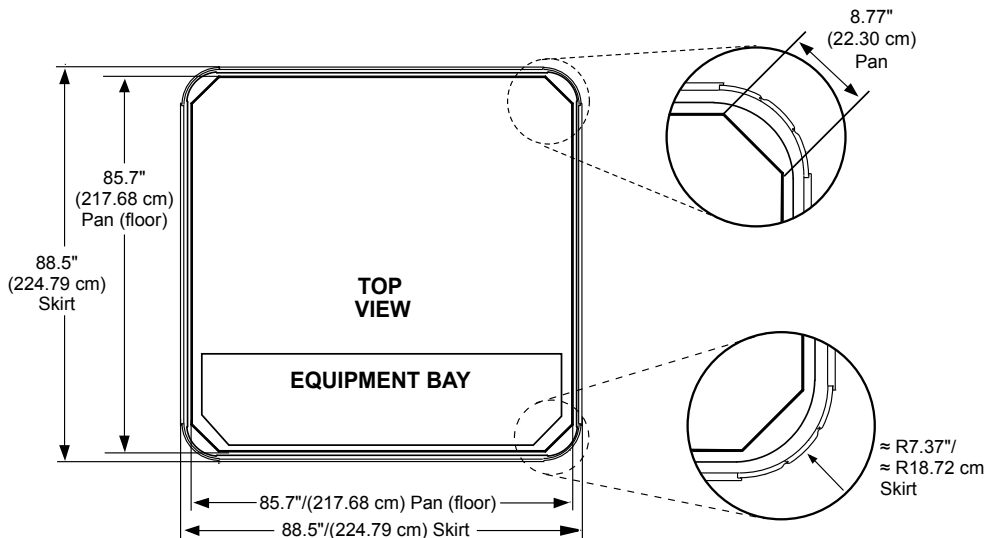


RIGHT SIDE VIEW

Tolerance: $\pm 0.5"$ (1.27 cm)



IMPORTANT! Always measure each hot tub for exact dimensions BEFORE designing its foundational support and/or decking.



Dimensions/specifications subject to change without notice. Tolerance: $\pm 0.5"$ (1.27 cm)

Dimensions/Specifications Subject To Change Without Notice

Denne modellen kan kobles med 1-fas 230V C-sikring (treg) og 3-fas (400 volt TN-nett - se egne linjer)

780-serien:

Hamilton: For å få mest mulig glede av badet anbefaler vi høyeste kurs for optimal drift.				
	Type varmeelement	Alternativ tilkobling	Funksjon	Kretskortinnstillinger
Hamilton	5,5 kW	3-fas (400 volt TN-nett) 25 amp	Varmeelement og pumper kan brukes samtidig	Se brukermanual.
Hamilton	5,5 kW	40 amp eller 20 + 25 amp	Varmeelement og pumper kan brukes samtidig	Se brukermanual.
Hamilton	5,5 kW	25 amp	Alle pumper kan brukes samtidig. Varmeelementet slår seg automatisk av når pumpene startes.	Se brukermanual.
Hamilton	2,7 kW	3-fas (400 volt TN-nett) 16 amp	Varmeelement og pumper kan brukes samtidig	Se brukermanual.
Hamilton	2,7 kW	32 amp eller 16 + 20 amp	Varmeelement og pumper kan brukes samtidig	Se brukermanual.
Hamilton	2,7 kW	20 amp	Varmeelementet slår seg automatisk av når pumpene startes.	Se brukermanual.