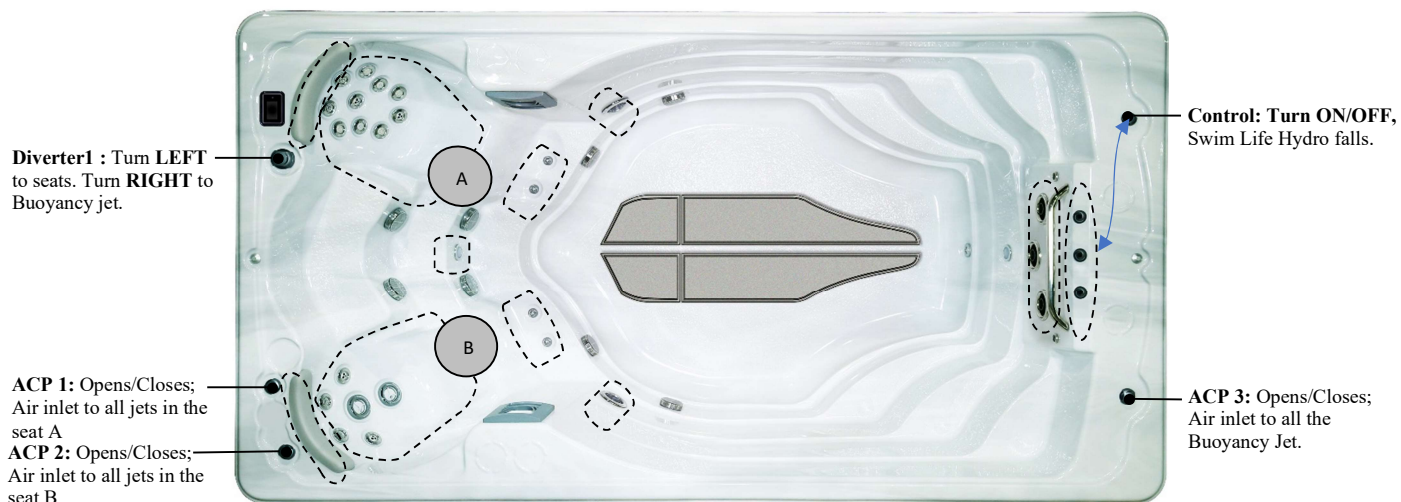


## Specification

<b>Seating Capacity.....</b>	2 Person
<b>Dimensions.....</b>	174" X 93" X 53" / (442 cm X 236 cm X 134 cm)
<b>Useable Swim Area Dimensions.....</b>	117" or 297 cm
<b>Dry Weight.....</b>	2,280 lbs / 1034 kg
<b>Filled Weight (Spa Volume) .....</b>	18,193 lbs / 8,254 kg
<b>Water Capacity (Spa Volume) .....</b>	1,900 US gallons / 7,220 L
<b>Electronic Controls.....</b>	IN-K1000 SS Keypad
<b>Pump 1.....</b>	North America (60 Hz): 2- Speed, 3 HP, AMPs 10.0/3.5 Europe (50 Hz): 2- Speed, 2.5 HP, AMPs 8.6/2.8
<b>Pump 2.....</b>	North America (60 Hz): 1- Speed, 5 HP, AMPs 15.0 Europe (50 Hz): 1- Speed, 4 HP, AMPs 12.7
<b>Total Seat Jets.....</b>	21
<b>Seat A Jets.....</b>	(2)-6020073; (4)-6020074; (2)-6020075; (2)-6020076
<b>Seat B Jets.....</b>	(2)-6020073; (2)-6020076; (2)-6035075
<b>Footwell .....</b>	(4)-6015061; (1)-6020073
<b>Massage Selectors.....</b>	NO
<b>Air Controls.....</b>	3
<b>Water Management System.....</b>	See Options Below
<b>LED Lighting.....</b>	(2)-20 LED Large Light; (1)- Self Clean Plate
<b>Synthetic Cabinet Colours.....</b>	Driftwood, Midnight
<b>Acrylic Colours.....</b>	Silver Marble, Alpine Mist, Pure White
<b>Headrests.....</b>	2
<b>Waterfalls.....</b>	(3)- Swim Life Waterfalls
<b>Electrical Requirements.....</b>	North America (60 Hz): 240 V, 40 AMPs GFCI RATED: 50 AMPs Europe (50 Hz): 230V, 28A or suitably rated circuit breaker to comply with local electrical codes. RCD breakers with MC. 10/5/3 Year limited
<b>Warranty.....</b>	1) Fitness and Fun:
<b>Options/ Special Features.....</b>	<ul style="list-style-type: none"> <li>• Aqua Rowing Kit</li> <li>• SL Aquastrength Fitness Kit</li> <li>• 24" Stainless Steel Exercise Bar</li> <li>• 48" Stainless Steel Exercise Bar (Left Side Only)</li> <li>• Form Goggles</li> </ul>
	2) Covers:
	<ul style="list-style-type: none"> <li>• Safety Insulating Cover</li> <li>• Summer Cover with Tie Downs</li> <li>• Bi-Fold Cover Option</li> <li>• Rollaway Cover + (Need to delete Hardcover)</li> <li>• Bracket for Rollaway Cover</li> <li>• Cover Remover (Standard)</li> <li>• Cover Remover Plus (Hydraulic)</li> </ul>
	3) Hydrotherapy & Swim:
	<ul style="list-style-type: none"> <li>• Swim fall Waterfall and lighting</li> <li>• Galaxy Lighting update</li> </ul>
	4) Water Management:
	<ul style="list-style-type: none"> <li>• Swim Life Clear Stream Mineral System</li> <li>• EZ- Pure Ozone System (Must Delete Pure Water System)</li> </ul>
	5) Steps:
	<ul style="list-style-type: none"> <li>• 5 Tier Aqua Step</li> </ul>
	6) Heater Options:
	<ul style="list-style-type: none"> <li>• Auxiliary Heating System By-pass Loop</li> <li>• Additional Heater (Optional on All Swim Spa)</li> </ul>
	7) Other Popular Upgrades & Options:
	<ul style="list-style-type: none"> <li>• GFCI</li> <li>• Swim Sync System</li> <li>• Tether Cord (Optional on All Swim Spa)</li> </ul>



## Massage Selector/Air Control Diagram

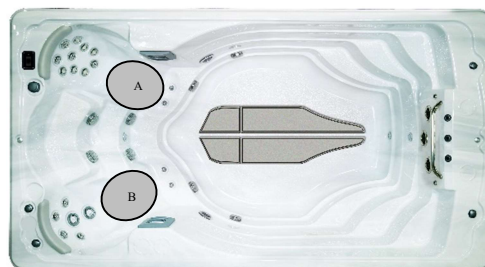


ACP- Air controller Pump  
BJ- Buoyancy jet

## Seat Depth

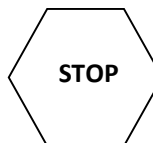
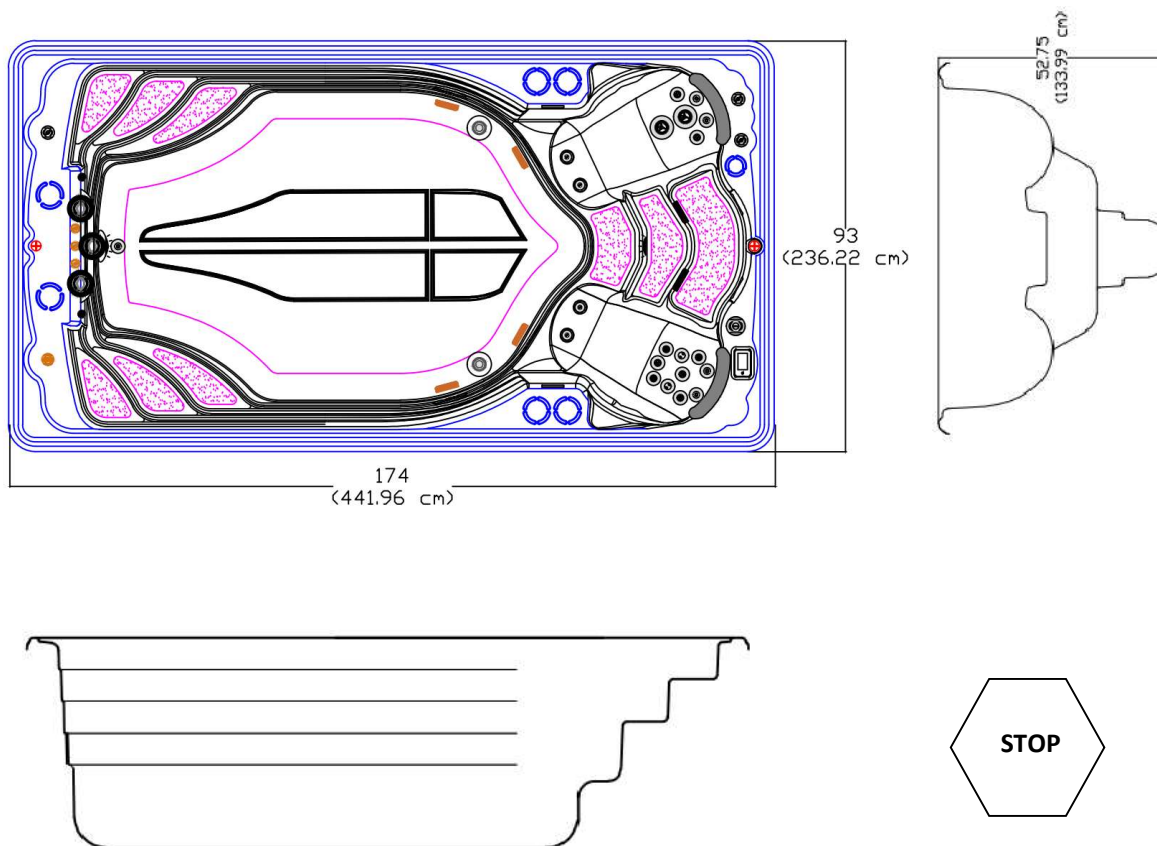
A = 26.14" (66.39cm)

B = 25.00" (63.50cm)

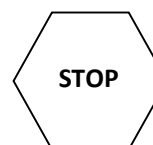


LISTED DIMENSIONS REPRESENT DISTANCE FROM THE TOP OF ACRYLIC TO LOWEST POINT IN THE SEAT. TOLERANCE  $\pm 1/16''$  (0.158CM)

## Dimensions



**IMPORTANT! Always measure each swim spa for exact dimensions BEFORE designing its foundational support and/or decking**



### **NOTE:**

Dimensional tolerances are as follows due to variations in manufacturing:

Length / Width / Height(s): +/- 3/8"

Height Variance (side to side): +/- 1/4"

<b>Year:</b>	2023
<b>Model:</b>	Swim Life- 14SL Swim Stream Swim Fit
<b>Size:</b>	174" X 93" X 53" / (442 cm X 236 cm X 134 cm)
<b>Series:</b>	Swim Fit
<b>Main Keypad:</b>	IN. K1000 SS Keypad <b>(7005093)</b>
<b>Spa Pack and Heater:</b>	Heater: 4 KW 240 V (NA) & 3 KW 230V (EU) <b>Controller GECKO IN.YE-6 NA / IN.YE-5 EU</b>
<b>Pump #1:</b>	<b>North America (60 Hz):</b> 2- SP, 3 HP, AMPs – 10.0/3.5 <b>(6505159)</b> <b>Europe (50 Hz):</b> 2- SP, 2.5 HP, AMPs – 8.6/2.8 <b>(6510038)</b>
<b>Pump #2:</b>	<b>North America (60 Hz):</b> 1- Speed, 5 HP, AMPs 15.0 <b>(6505149)</b> <b>Europe (50 Hz):</b> 1- Speed, 4 HP, AMPs 12.7 <b>(6510044)</b>
<b>Circulation Pump:</b>	N/A
<b>Therapy Jets:</b>	4- CLUSTERSTORM JET- TWIN ROTO <b>(6015061)</b> , 5- MINISTORM JET – DIRECTIONAL <b>(6020073)</b> , 4- MINISTORM JET - MULTI-MASSAGE <b>(6020074)</b> , 2- MINISTORM JET – TWIN ROTO <b>(6020075)</b> , 4- MINISTORM JET - PULSE MASSAGE <b>(6020076)</b> , 2- POWERSTORM JET – TWISTER <b>(6035075)</b> ,
<b>Swim Jets:</b>	2- MONSOON (WHIRLPOOL) JET – <b>(6035076)</b> , 3- POWERSTORM (OVAL) JET – <b>(6035073)</b>
<b>Air Controls:</b>	(3)- Air Control <b>(4525098)</b>
<b>Diverter:</b>	(1)- 2" Water Diverter <b>(4525091)</b>
<b>Filters:</b>	(2) - 50 SQ.FT Skimmer <b>(5530003)</b>